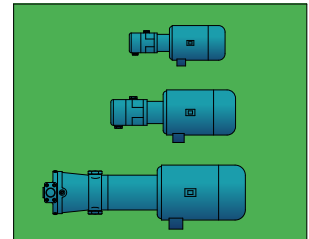
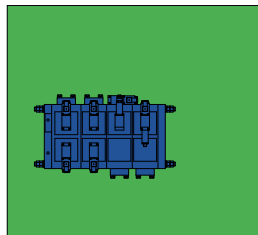
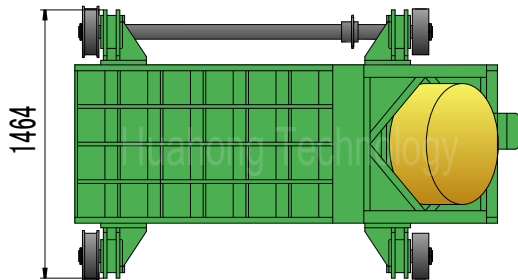
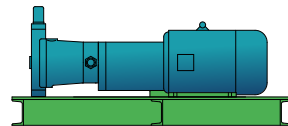

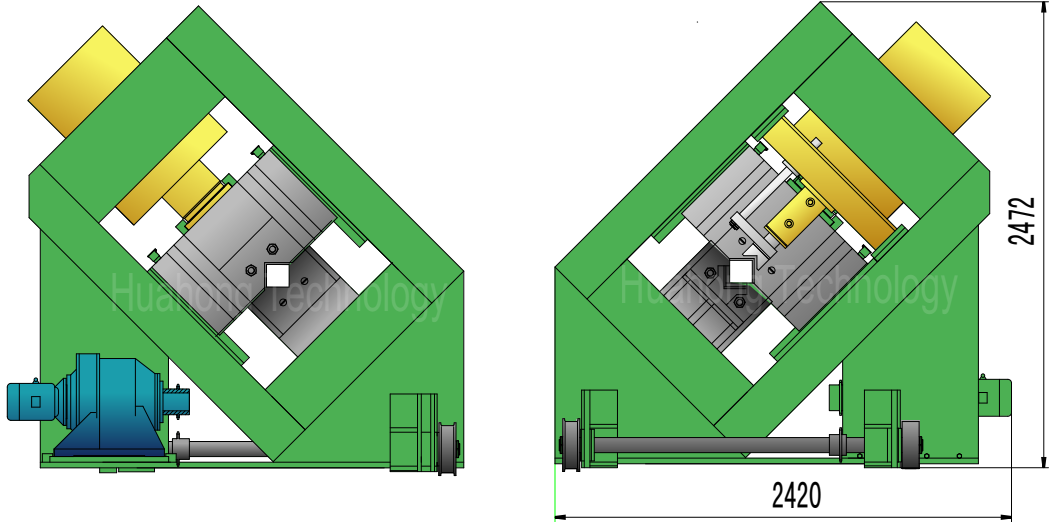




Q95-3500

Plan View





Q95-3500



Online Billet Shear

Model: Q95-3500

Power System

Electrical Motor #1:	
Type:	Y250M-6
Rated Power:	37 kW
Rated Speed:	980 rpm
Electrical Motor #2:	
Type:	Y160L-4
Rated Power:	15 kW
Rated Speed:	1460 rpm
Electrical Motor #3:	
Type:	Y112M-4
Rated Power:	4 kW
Rated Speed:	1440 rpm

Hydraulic System

Hydraulic Pump #1:	
Type:	250YCY14-1B
Max Flow Rate:	250 ml/r
Max Operating Pressure:	31.5 MPa
Hydraulic Pump #2:	
Type:	PVL3-116
Max Flow Rate:	115.2 ml/r
Max Operating Pressure:	14 MPa
Hydraulic Pump #3:	
Type:	PVL1-14
Max Flow Rate:	13.7 ml/r
Max Operating Pressure:	16 MPa

General Description

Largest Shear Force:	3500 kN
Largest Pressing Force:	150 kN
Shearing Frequency:	3~4 times/min
System Pressure:	24 MPa
Power:	3PH 380V

Hydraulic Oil

Summer:	YB-N46
Winter:	YB-N32

Control System

Hydro-electrical Valves; Push Button to Control

Main Machine

Main Machine Size (L×W×H):	2420×1464×2472 mm
Cutting Blade:	V-shaped Blade
Max. Cutting Stroke:	300 mm
Max. Pressing Stroke:	80 mm
Travel Speed:	0~2 m/min (adjustable)

Max. Cutting Size:

Quadrant Iron:	120×120mm (20CrMnTi, 800°C)
----------------	-----------------------------

Above information are indicative not engaging. Rights reserved to change the data when necessary.